







Speed, Performance, Value - Perfect Balance

- Non-slip adjustable levelling feet
- Approximately 3 meter long shielded cable
- Available in a range of capacities and platform sizes
- Overload protection
- Mild Steel construction
- Four load cell construction
- Supplied complete with the GK aM indicator in plastic housing
- Uses OIML approved loadcells
- Weighing
- Parts counting
- Percentage weighing
- Comparative Weighing
- Shipping and Receiving
- Batching Items for Processing
- Stock and Warehouse Auditing



Technical Specifications

Model	PT 112 M	PT 312 - 5M
Maximum capacity	2500lb/1000kg	5000lb/3000kg
Readability	0.5lb/200g	1lb/500g
Pan size	47.2 x 47.2" / 1200 x 1200mm	
Net weight	-	265lb

General Specifications

OIML Class	3
Display	Not applicable
Housing	Options: Mild Steel or Stainless Steel construction

Key Accessories

- Mild Steel Ramp - PT 12R 1200mm wide



Adam Equipment - offices worldwide

www.adamequipment.com