





Speed, Performance, Value - Perfect Balance

- Adjustable feet
- Non-slip adjustable levelling feet
- Four load cell construction
- Checked plate for added grip
- Approximately 10 feet long shielded cable
- Wheels to allow easy movement
- Available with a choice of indicators
- Built in ramps on each side for easy access
- Flat weighing surface excludes ramps: 580 x 760mm (including ramps 800 x 932mm)
- Weighing
- Wheelchair Weighing
- Weighing Drums



Technical Specifications

Model	PTM 500	PTM 500+GK	PTM 500+AE 402
Maximum capacity	1100lb/500kg	1100lb/500kg	1100lb/500kg
Readability	0.2lb/100g	0.2lb/100g	0.2lb/100g
Pan size	32.3 x 30.7" / 820 x 780mm		

General Specifications

Units of measurement	Pound (lb), Kilogram (kg)
----------------------	---------------------------

Key Accessories

- Thermal Paper For Adam ATP (10 pack)
- RS-232 to USB Interface Cable (must be ordered in conjunction)
- RS-232 to PC Cable
- AdamDU - Data Collection Program
- ATP Thermal Printer



Adam Equipment - offices worldwide

www.adamequipment.com